




ESCAPEES - CHAPTER 29 CAROLINA ROVERS JANUARY 2019 NEWSLETTER



President, Craig Rickenbach
SKP#72083

Vice-President, Steve Gerner
SKP#94654

Secretary, Don Smart
SKP#107136

Treasurer, Terri Wirtz
SKP#93910

Officer at Large, Steve Masterson
SKP#95338

Officer at Large / Rally
Coordinator - Bruce Long
SKP #60805

Newsletter Editor, Dianne Wood
SKP #113382



PRESIDENT'S MESSAGE

Hoping that everyone had a Safe, Happy and Fun Merry Christmas and a Happy Hanukkah with family and grandkids. Also a Safe and Happy (not too Happy!) New Years. I have heard a lot of people say they are glad 2018 is over. I am sure there are many of us that are glad also, due to many chapter members experiencing health issues including myself. On behalf of the Chapter Officers, I wish everyone a Happy, Healthy Fun filled camping season in 2019.

There are basically two items that keep Chapter 29 active. First is new and younger (LOL) members. We have done well with this item on both accounts. The second issue is Volunteers for Officer Positions and Rally Hosts. Chapter 29 will again cease to exist if NO one steps up to Volunteer. Neither being an Office or Rally Host is difficult or that time consuming. Both are really lots of fun and you get to know your fellow members better. I do appreciate that everyone volunteers during rallies which makes them so successful.

During the Spring Rally 2019, per our By-Laws and Standing Rules, we will hold election of new officers for Vice President and Treasurer. Please inform Steve Gerner (stedgerner@gmail.com), Nominating Committee Chairperson, if you are interested. A list of Duties and Responsibilities, for each position, are repeated in this Newsletter. Or by visiting our website at www.carolinarovers29.weebly.com

Index

President's Message	1-3
Escapade Locations	4-5
Job Descriptions	6-8
CG Guidelines	9
And Now a Word from our VP	10
Traveler's Corner	11-27
Cautionary Tales	28-30
RV Service Listings	31
Classifieds	32-34
Upcoming Events	35-36

PRESIDENT'S MESSAGE

(continued)

We are in need of Rally hosts volunteers for Fall Rally 2019 at Bear Creek RV Park & Campground in Asheville, NC. Please let Bruce Long [REDACTED], Office-at-Large/Rally Coordinator of your interest. Rally Host Duties & Responsibilities are available on Chapter 29 website and on page 7 of this newsletter. If you are interested in volunteering as a Rally Host in the future please let Bruce know.

The chapter is always looking for new campgrounds and places to visit during Rallies. Please forward suggestions to Bruce Long [REDACTED], Office-at-Large/Rally Coordinator. A list of Campground Requirements can be found on our website and in this newsletter.

We all seem to be aging (?) so please keep those with health issues in your Thoughts and Prayers throughout the year.

Craig

Up Coming Events

Spring Rally 2019 – Spring Rally 2019 will be held at Raleigh Oaks Resort, Raleigh, NC April 4 thru 7. Rally Hosts will be Mike & Lorraine Tasto and Craig & Marie Rickenbach. Campground Deposit amount will be \$50.00 at time of reservation with a per night rate of \$45.00. Campground does not expect to have a rate increase but their corporate owners changed the discount rate from 15% to 10% thus the slight increase in per day fee from last Newsletter. They could only set aside 25 sites which we have to release back to campground 30 days prior to Rally. Once these 25 sites are reserved further reservations will be at a first come first serve basis of any sites available which will still be at the Rally rate. We need to identify ourselves as Carolina Rovers, Escapees Chapter 29 at time of reservation. Their cancellation policy is: 7 days before scheduled arrival date is full refund minus processing fee of \$25.00, less than 7 days' notice you forfeit the full deposit. Please reserve your site **ASAP** so you can be with chapter and have a site to attend. Campground has said these dates are the start of the Weekend Warriors and they fill up quick. We are planning something new A Pig Pickin' Dinner cooked on site.

ACRE (All Chapters Rally East) 2019 – For the new people, the Escapees have one national rally per year called an Escapade and two regional rallies, one on the west coast and the other on the east coast. The west coast rally is called WARE and the east coast one is called ACRE. WARE and ACRE are held in April each year. ACRE 2019 will be held at Pine Mountain RV Resort, Pine Mountain, GA. to be held April 29 to May 5. Rally fee will be \$65 per person. Call the campground to make your reservations (706-663-4329). The camping fee will be \$44 per day. After 1-1-2019 go to ACRE website at www.skpacre.com and register. Please mark your calendars. ACRE is a blast! Escapees Boot Camp will be held April 26, 2019 to April 28, 2019. There is a separate registration process for Boot Camp. Go to the following website for information. <https://www.escapees.com/event/rvers-boot-camp-pine-mountain-georgia/>

PRESIDENT'S MESSAGE

(continued)

Fall Rally 2019 – Fall 2019 Rally will be held at Bear Creek RV Park & Campground, 81 South Bear Creek Road, Asheville, NC 28806 on October 3-6. This campground is in the heart of fall color change and as such fills up fast. We have 30 sites set aside but they request that reservations be made by July 1, 2019. Mention that you are part of the “Carolina Rovers’ Rally”. Call 828-253-0798 to make reservations. As of this writing the daily rate will be \$45.00 per day. When you make your reservations they will take CC info but not charge until arrival.

Spring 2020 Rally - Bruce is investigating Camp Hatteras RV Resort & Campground for Spring 2020 Rally located in Rodanthe, NC. Steve & Dianne Wood and Steve Masterson have volunteered to be Rally hosts. Further information to follow.

Craig Rickenbach
President
SKP #72083



Escapade 2019 and 2020 Locations

As you may or may not know, Escapade 2019 will be held in Tucson, Arizona and 2020 will be held in Rock Springs, Wyoming. Since joining Escapees in June, 2001, I have been of the understanding that Escapade switches between East and West Coast year to year. Neither of these two locations are in the East Coast area. As President of Carolina Rovers located in the East and personally as a Life Member, I contacted Escapees Inc. to request an explanation. The first section below is my email to Escapees, Inc. The second section below is their response.

Hi Lockie,

Escapees have a very strange view of the United States geography. I was led to believe that Escapade would be held in the western states one year and eastern states the following year. Escapade 2017 was held in Tucson, AZ. Escapade 2018 was held in Sedalia, MO. Escapade 2019 we be in Tucson, AZ. Escapade 2020 will be in Rock Springs, WY. Which of these venues is in the eastern United States? Do you ever intend to have Escapade in the eastern United States again? Three of the last four Escapades have been more than 2000 miles from the east coast and the 4th more than 1000 miles. As a Life Member, I feel there is a concerted effort to exclude members living in the eastern United States from being able to participate in Escapade.

Hugs,

Craig Rickenbach

As Escapade Directors, we want to express our apologies in hearing of your disappointment that Escapade 2020 will not be held in the East. We had hoped to find a facility somewhere in the eastern states suitable to hold the 2020 Escapade. It is not as simple as one might think, and our needs are different of those from other RV clubs. A facility must have enough RV sites to accommodate our attendees. As RVs are being built with more and more full electrical components, our requirements for hookup sites grow. Escapees does not own and carry our own power generation, so finding enough sites with hookups is crucial. A facility also must have the building space needed for all our classes, workshops, entertainment, market, ROW, hospitality, etc. As we've grown, that requirement has reached over 100,000 square feet of buildings. In addition, they must be affordable enough that Escapees RV Club can still offer Escapade at an affordable cost to our attendees. They must also have an opening in their schedule that works with ours. It might come as a surprise that these large facilities book up years in advance.

We're sorry you were under the impression Escapade would be held in the Western U.S. every other year and in the Eastern U.S. the opposite years. That's incorrect information. Years ago, Escapade was held twice a year, once in the west and once in the east, however it's been many years since that happened. Times have changed, and Escapade only takes place once a year. We have a contract with Tucson for Escapade every other year through 2025.

As much as we wanted to bring Escapade back to the eastern part of our country, our efforts didn't work out for 2020. This was not for lack of caring or trying. After spending many months this year in negotiations with a fairground in New York and having most of the details worked out on our end, the fairgrounds administrator himself backed out on us. After that happened, we

Escapade 2019 and 2020 Locations (CONTINUED)

contacted the folks in Vermont, where the 2016 Escapade was held, in hopes we could make something work with them. Those of you that attended might remember being hooked up to all temporary water and electric. You may also remember water lines breaking and electricity working intermittently throughout the week. We'd hoped they'd made some improvements by now, and sadly they haven't. Nor do they intend to by 2020. We could not in good conscience go back there with the possibility of not being able to offer our attendees what they're expecting. By the time these venues were exhausted we were late enough in the year that we had to make a decision for next year. Rock Springs, WY is a beautiful area to hold our rally, and their dates worked perfectly with our needs. We chose to go ahead and secure it.

We are constantly on the lookout for a fairground or expo center that can accommodate Escapade in the East. We are willing to pursue leads if you'd like to send them our way. Escapees RV Club does not have a separate scouting team for Escapade. This is part of our job as directors, along with planning and directing the current Escapade each year.

Hopefully this helps you understand our situation, and a little of what it takes to secure a venue for Escapade. Our hope is that we find a suitable location for the future. We ourselves love visiting the East and want to bring Escapade back to your part of the country.

Sincerely,

Jean & Duane Mathes Escapade Directors "

Craig Rickenbach
President
SKP #72083



Chapter Job Descriptions For Spring Rally Elections

ESCAPEES RV CLUB

Job Description: **CHAPTER VICE PRESIDENT**

Job Summary:

As a volunteer, elected position, the vice president assumes the duties of the chapter president in his/her absence and oversees membership.

Duties and Responsibilities:

1. Assume the duties of chapter president in his/her absence.
2. If insurance is required for a rally/event, contact Chapter Directors.
(See insurance information)
3. Serve as chapter Officer Nominating Committee Chairperson.
4. Obtains two volunteers to serve as an Audit Committee to work with treasurer to audit the financial records once a year at Spring Rally.
5. Sends welcome letters to new/potential members from Escapees National Office and answers inquiries from chapter Website.
6. Serves as the chapter Membership Committee Chairperson.
7. Other duties as may be necessary.

612(1012)

Chapter Job Descriptions For Spring Rally Elections

Job Description: **CHAPTER TREASURER**


Job Summary:

As a volunteer, elected officer, the chapter treasurer maintains the financial records of the chapter.

Duties and Responsibilities:

1. Maintain an accurate account book. Computer bookkeeping is acceptable.
2. Timely deposit all money in the proper bank account.
3. Timely update the ledger, including the source of entry and the date.
4. Pay authorized bills in a timely manner.
5. Keep copies of receipts of income and expenditures for seven years.
6. Maintain chapter bank accounts, including reconciling of each account with its bank statement.
 - a. Notify the bank when there is a change of officers who sign the checks.
7. Give a treasurer's report at each chapter and executive board meeting.
8. Produce a balance sheet at least once a year to be published in the chapter newsletter.
9. Send Annual Treasurer Report to Chapter Directors. Form is located: <http://www.escapees.com/Chapters/ReportingForms.aspx>.
10. Assume the duties of Membership if there is no designated Membership Chair.
11. Maintain an accurate inventory and location of all chapter property.
12. Assume the duties of the president in absence of the president, vice president, and secretary.
13. Other duties as may be necessary.

614(1012)

- a. Signs up new members and collects appropriate dues. Sends new member info to Newsletter/Directory Editor for updating of databases.
- b. Maintains list of current paid members and records of current/future dues payments made by members.
- c. Registers members, collects fees, pays bills and creates financial report for Rallies.
- d. Maintains Primary ownership of bank account and insures that a current officer is co-owner on the account.
- e. Maintains inventory and places orders of shirts/patches.
- f. Works with Audit committee, organized by VP, to audit the financial records once a year. Then forwards Annual Treasurer Report to Chapter Officers.
- g. A 990 worksheet shall be completed and emailed to National Escapees by January 31 each year. This is to keep our chapter in compliance with IRS rules regarding organizations. National Escapees handles the reports to the IRS for all chapters. Currently, the report shall be sent to Teresa Moore .

Chapter Job Descriptions

Rally Hosts

Job Summary:

As a volunteer, the rally host (along with a co-host) will plan the chapter rally for enjoyment of chapter members and other Escapees members.

Duties and Responsibilities:

Things to consider while planning a rally. Add/subtract items as you progress thru the planning.

- Before the rally create a to-do list and assign tasks between the rally masters.
- Visit local Information Bureau to ask if they are able to make up local information bags. They are also a great source for recommending local restaurants that can cater meals or handle large groups. They can suggest local attractions to see/visit and activities happening during the rally time frame.
- Call or visit local small businesses, Camping World or RV dealer and ask the Manager if they would be willing to provide door prizes or sponsor a breakfast or dinner.
- Create a grocery list.
- Create volunteer signup sheets. (This is something we have not had to do but is done by other chapters and it promotes people to help)
- Seek advice from Rally Coordinator.
- Greet all guests, making everyone welcome.
- Hosts along with Rally Coordinator will check the condition of the rally site at the end of the rally.
- Hosts will send a rally report to the newsletter editor.
- Meet with the Treasurer at the close of the rally to submit your receipts, get paid and summarize the finances.
- *Have fun too.*

Things that must be included.

- Establish a rally fee, typically \$5 to \$10 per person. Rally fees are generally collected by Treasure during Thursday Registration. Submit a tentative agenda 5 weeks prior to Rally Coordinator for approval for content and potential Budget. Generally an amount being spent over \$100 needs prior Officers approval.
- In preparing an agenda, the following are to be considered. Registration is typically on Thursday, 4:00 – 5:30. Social Hour most days 4:00 – 5:00. Officers Meeting Friday morning 10:00 – 11:00. Membership Meeting Saturday 10:00 – 11:00. All times are just guidelines which can be adjusted depending on other planned activities. President usually sets Officers Meeting date/time which you will be informed of. An Officers Meeting and a General Chapter Meeting MUST be scheduled at every rally.
- Provide a tentative agenda to Newsletter Editor four weeks prior to rally for publication to members and posting to chapter Website. Two weeks prior to rally obtain President's approval of final agenda. Upon approval forward to Newsletter Editor for distribution to members and posting to Chapter Website. If any changes need to be made they can be announced during the Thursday Welcome/Social.

Guidelines for Recommending Campgrounds for The Carolina Rovers Escapees Chapter 29 Rallies October 5, 2018

- Rallies shall be held within the borders of North Carolina or South Carolina unless otherwise approved by the Officers. Spring Rallies shall be held in April on the East side of North Carolina/South Carolina and Fall Rally shall be held September or October on the West side of North Carolina/South Carolina. Rallies may be staged along the borders of Virginia, Georgia or Tennessee with prior Officers approval.
- Campground should have a covered, preferably enclosed, rec area able to accommodate 50 to 60 people.
- FHU are preferred with 30 and 50 amp.
- Proximity to attractions would be nice.
- Cell Phone access is important.
- Wireless access is a nice option.
- Kitchen is nice but not a must have.
- Handicapped accessible buildings.
- Pet friendly.
- Welcome big rigs, can campground handle 45' Motorhomes/5th wheels.
- Inform the Rally Coordinator or any Officer of your recommendations with as much info as possible. Rally Coordinator or Officer will contact campground to verify facilities and negotiate for the Rally.
- Recommending a Campground does not automatically make you the Rally Host. If you want to volunteer to be Rally Host inform the Rally Coordinator or the Office you are informing of your wishes.


..And Now a Word from our VP

Happy New Year to all of our "Carolina Rovers" friends.

Mariann and I have completed our move to the Brandon Wilde Life Care Community. It was quite a struggle downsizing into 700 square feet less than we'd had in our home. We also no longer had a 2 car garage so that added to the problem of storage.

In December the veteran's blankets, which had been in the process of making and delivering since last spring, were finally delivered to the VA Hospital in Asheville by Don & Maxine Smart. The delay in delivery actually made the presentation of the blankets all that much nicer as they were a wonderful and warm Christmas gift to the vets.

Now that the new year is here we look forward to seeing everyone at the spring rally in April. You are all coming, aren't you?

At the spring rally we will be electing a new Vice President and Treasurer. I am asking for nominations, in advance, for both positions. Please email your nominations to me at .

**Steve Gerner #94654
Vice-President**



TRAVELER'S CORNER

By Terri Wirtz SKP #93910

Traveling with cats

As a cat person, I get tired of articles purporting to be about pets as travelers but exclude cats, birds, iguanas, turtles, etc. and focus only on dogs. Not every traveling pet is a dog.

So here's an article for those who travel in RVs with their cats. And there are so many of us. On RVillage.com, I added a group called Cats on the Road a few years ago. There are now 355 members who post photos, questions, and comments about traveling with cats – older cats, kittens, multiple cats, indoor only or indoor/outdoor cats. Questions and comments about where to put the litter box or what kind works best in an RV; should the cat be caged or allowed to roam; when and how to take the cat for a walk; what if the cat gets nervous – should it be given calming meds or left behind with family or friends.

Back in the late 1990s when my husband and I started RVing in our first fifth wheel, we had a house on 12 acres of woods in NH and three cats, Sam, Hillary, and Camus. None of the cats had ever worn a collar, much less a harness, and they were used to roaming freely in the woods alternating with sleeping and eating in a warm house. At first, we took only one or two with us when we went away for weekend camping. Harnesses were put on each cat with us and we struggled not to laugh at their helplessness, falling over, and not being able to walk properly. But after a short while, they relaxed and learned to adjust.

We had leashes for each cat and we and they all learned what it took to walk outside with the leash firmly attached to our hands or wrists; later as the learning process continued, the leash trailed often behind, within reach of our feet should there be a need to stop the cat and move out of danger (dogs, wooded areas, other camping units).

The litter box was put in the only location of our early 27 ft trailer that was easily accessible for the cats and for us to clean it out daily – under the dinette table. Some people use the shower; others cut holes under the bed or in a cupboard or closet. In all three of our fifth wheels, we have maintained the box under the table. Worked for us.

Our first project was to disengage the magnet on the screen door so that if we humans wanted to leave without the cats coming too, we could back down the steps and quickly close the screen door while watching every cat carefully for signs of dashing out. We also kept a spray bottle of water near the door so as we backed out, we could spritz whomever showed signs of following. Over time, the cats learned to not come near the door and the bottle was eventually discarded.

TRAVELER'S CORNER (Continued)

By Terri Wirtz SKP #93910

However, we also learned that if the door is allowed to stay open for more than a minute or two, the cats took that as a sign that going outside was acceptable.

We also added a screen door grill since cats have been known to snag screens with their claws and Camus once punched his way through a metal (not fiberglass) screen door when he was new to us and terrified of being in a house.

In 2000 we decided to quit our jobs and travel all winter to Texas. The learning process continued and progressed. In April 2001 we braved the high snow in NH, sold our house and stuff, and off down the road on our 10-year odyssey went the five of us, learning and training as we went.

When we began full-timing, the cats were ages 12, 8, and 5. Currently, I have two different cats who travel with me as a part-timer and they are more used to being inside than out at home. There have been many times where I have left the door wide open and they just sit in the door way, watching the campground activities.

A major thing that my husband and I learned was that if we did allow any or all of cats to come outside, we could not engage in any other activity which would focus our full attention away from the cats. They were all known to wander off if our attention wandered off. We could scan the newspaper or a book, but not start cleaning the rig or other projects. And if we started to chat with another camper, we had to constantly scan the area to make sure the cat or cats were in sight.

Did we lose any cats? Yes, but only briefly. Once in a campground in NH, we came back from dinner with friends to find Hillary in a nearby tree, crying why we had left her outside. We hadn't even known she had got out. Another time at 11 pm, in a very early-on trip to NC, we spent many minutes trying to get Hillary out from under the truck and trailer while trying not to disturb the popup campers next door. When the man next door stuck his head out to ask if we had lost a child, Hillary very quickly dashed inside our trailer. And once in AZ, Camus with his long leash attached, managed to get under the double-wide resort cottage next door and wrap the leash around the center support. After help from all the neighbors on their golf carts hunting him across several streets, I heard him complain and then had to find a way to remove enough skirting to slither under the unit and drag him back home. Embarrassing? Just a little. But grateful also for the friendly help.

Where did our cats stay when we were driving down the road? The first time we took two cats with us for a weekend, we listened to one cry for three hours down and three hours back. Later we moved their carriers to the trailer, let them loose, and had a very peaceful drive. After that, they all stayed in the trailer, free to get a drink or eat or use the litter box

TRAVELER'S CORNER (Continued)

By Terri Wirtz SKP #93910

as they wished. We don't believe they did any of that, from past and current experience with cats traveling in the truck or car. But each cat had a spot in the trailer, on the bed (probably the least bouncy place in a fifth wheel) or under the sofa or on the bedroom floor beside the bed. As soon as we started packing up to go, they would all go to their hunker-down spots and as soon as we pulled into the campground site and started setting up, they would all be at various windows or the door or getting a drink. Recently, when the weather was extremely hot on an afternoon drive, I have put Mandy and Julie in carriers in the back seat of the truck and they have both ridden there quietly. They have not told me if they preferred the trailer or not.

Our travels took us to 49 different states, some for at least a one-night stay and others with months long stays when we workamped. Along the way, we had to deal with one cat, Sam, who had kidney issues and needed weekly injections of a saline solution. We found a vet supply place in Phoenix where we bought enough to last him over the winter and until we came back the next fall. The next year we lost Hillary to cancer while in AZ. Veterinarians are everywhere and we carefully kept all rabies and other health documents in an easily accessible place in the RV.

We had no problems getting them through Canadian or US customs on our way to and from Alaska. Since they rode in the trailer, customs folk never even asked. The only time we were worried was returning to the states from Ontario after 9/11 when customs police wanted to search the trailer. I went with him to make sure no cat got out, but we didn't even see them. Cats do know how to hide from the police.

In 2007 we wanted to make a trip to Ireland. At that point we had only one cat so we went to Ohio where two nieces agreed to walk and take care of our very large Camus for the two weeks we were across the Atlantic. By then he was very acclimated to campgrounds and camping rules and provided no problems to the two teenagers.

That summer we traveled back to NH, went to the humane society, and acquired another cat, Mandy, a primarily inside cat. She took to camping as just another house but with wheels and where the scenery kept changing outside. She loves to sit/lie in the open doorway of the fifth wheel or nap on a lawn chair. She refuses to allow a leash to be attached to her harness but rarely wanders far from the trailer. Julie, on the other hand, would love to explore the campground wooded areas so I follow her closely everywhere with her short leash trailing behind her until she gets tired of that and goes back inside.

After leaving the full-time life by buying a house in NC, we lost our best traveling buddy Camus. Neither Mandy now age 14 nor Julie now age 8, will likely ever stay overnight in as many states as Camus. Mandy hit the 30-state mark and Julie has about 23 states under her harness. I hope to make a trip out west next summer which will add to their collection.

TRAVELER'S CORNER (Continued)

By Terri Wirtz SKP #93910



Camus, Sam, and Hillary in TX



Camus, Hillary, and Sam in our 2nd 5W



Hillary & Sam in New Mexico



Sam and Camus in Skagway, Alaska



Hillary and Camus in northwest Washington



Camus and Hillary in Oregon

CONTINUED ON NEXT PAGE

TRAVELER'S CORNER (Continued)
By Terri Wirtz SKP #93910



Hillary and Camus in Mesa AZ



Hillary & Sam in Mesa AZ



Mandy & Camus in Wisconsin



Mandy & Julie in New Hampshire



TRAVELER'S CORNER (Continued)
By Terri Wirtz SKP #93910



Family picture in Texas 2002

Terri Wirtz
SKP #93910



TRAVELER'S CORNER

WINTER 2019

By Ron Johnson #104509

A very talented person from Idaho used a chainsaw to turn logs into these beautiful sculptures which are representative of the many sculptures around the park and day use area.



TRAVELER'S CORNER (continued)

By Ron Johnson #104509



TRAVELER'S CORNER

By Ron Johnson #104509



**First Landing State
Park – Virginia Beach,
Virginia
Cypress Trail**

**Chesapeake Bay
Side of Park**



TRAVELER'S CORNER

By Ron Johnson #104509

Sunday, December 9th was one of those less than ideal travel days as a snow storm moved up through North Carolina into Virginia.



US 58 WB East of Emporia, Virginia

Dalton - 1st Snow Experience; NC I-95 SB Rest Stop



**Ron Johnson
SKP #104509**

TRAVELER'S CORNER

Huntington Beach SC

By Craig Rickenbach SKP #72083

Craig & Marie
Rickenbach
SKP #72083



Our latest trip is at Huntington Beach, SC, where Marie and I were joined by Terri Wirtz. The weather was great and we certainly enjoyed the visit from Terri. Below are a few of the pictures taken and hope you enjoy them as much as we enjoyed taking them.



Entry Sign to Huntington Beach



Can dogs read this?



Not intending to feed the alligators!!



Wanted bird but caught waves breaking.

TRAVELER'S CORNER

Huntington Beach SC (continued)



Wanted the bird but caught waves breaking.



Calm Ocean



Some birds will pose for the camera.



Others just turn their back to the camera.



The three white specs are egret but can you see the blue heron?

TRAVELER'S CORNER

Huntington Beach SC (continued)



Only one bird this time.



We think this little bird flew into the window and was suffering a headache.



This little bird could run fast.



Our Site.



Terri and Bernard Baruch the "Park Bench Statesman"

TRAVELER'S CORNER

Huntington Beach SC (continued)



Brookgreen Gardens



The visionaries Archer Milton & Anna Hyatt Huntington



Diana



Alligator Bender by Nathaniel Choate

TRAVELER'S CORNER

Huntington Beach SC (continued)



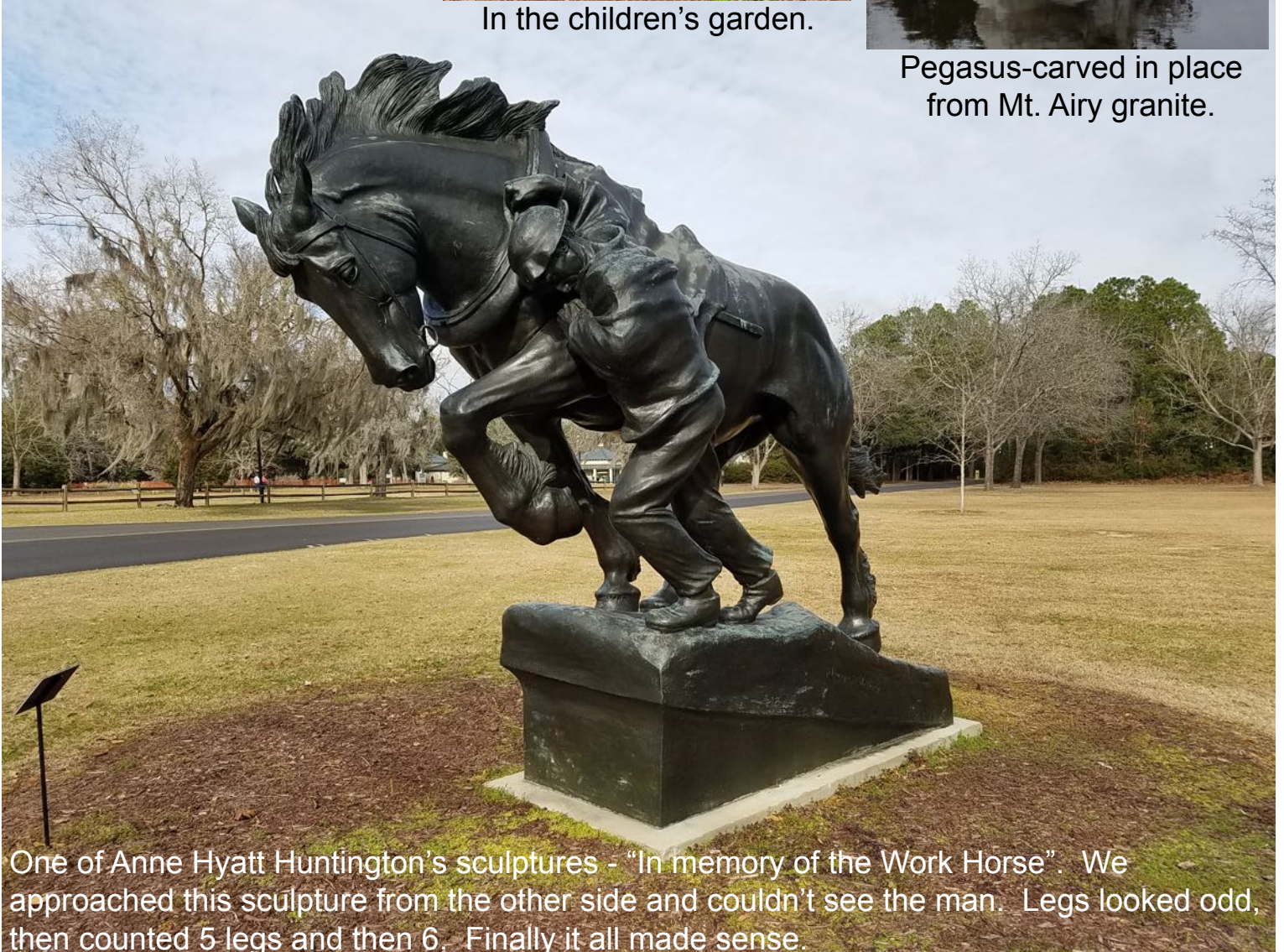
Alligator Bender by Nathaniel Choate



In the children's garden.



Pegasus-carved in place from Mt. Airy granite.



One of Anne Hyatt Huntington's sculptures - "In memory of the Work Horse". We approached this sculpture from the other side and couldn't see the man. Legs looked odd, then counted 5 legs and then 6. Finally it all made sense.

TRAVELER'S CORNER

St. Augustine, FL
By Dianne Wood #113382

During Thanksgiving we had the dilemma of deciding how to celebrate - but - after some decisions we decided that the family could celebrate just fine without us and we hit the road. It had been years since I had been to St. Augustine and even that was before RVing (many many years before). We stayed at the St. Augustine KOA - small but nice. We thoroughly enjoyed the old historic district - especially the "Nights of Lights" which were absolutely beautiful. Everything was covered in white lights - like a fantasy world. We would recommend all to visit during the Holidays. We would also recommend you take the trolley throughout the

city to help you get a bearing on where you want to visit and to hear the history of the area. We went to Salt Life one night where we had seafood and then enjoyed live music, good wine, and a light breeze from the ocean - what a perfect night.

For those of you who know I have a hard time climbing, you'll be surprised to know that I braved the 14 story walk up the St. Augustine Light House. - I was determined, and after continuing to tell myself "Don't look down" (did I forgot to tell you I'm afraid of heights!!!) I made it to the top - and the view was worth it. The park guide took my picture to prove to you non-believers that I actually made it. HAHA



Live Oaks



St. Augustine Beach - doesn't get any prettier than this.




Steve enjoying the Historic District and Bay.

TRAVELER'S CORNER

St. Augustine, FL (continued)



St. Augustine Light House



Light House from the bottom looking up.



View from the top of the Light House.



Bay and the Ocean at one time.

Living Proof of the climb.



Cautionary Tales

Review of RVWizard Mapping Tool

For several years my mapping program of choice was the Trailer Life Directory Campground Navigator (TDLN), an excellent PC based mapping program. When support was no longer provided beginning several years ago I began my search for a comparable replacement. Nothing matched up to the TDLN until recently, when I found RV Wizard, an internet based mapping program (<https://www.rvtripwizard.com/>). I hope my review helps my fellow Rovers who may be looking for a good mapping program to assist in their trip planning.

Functionality

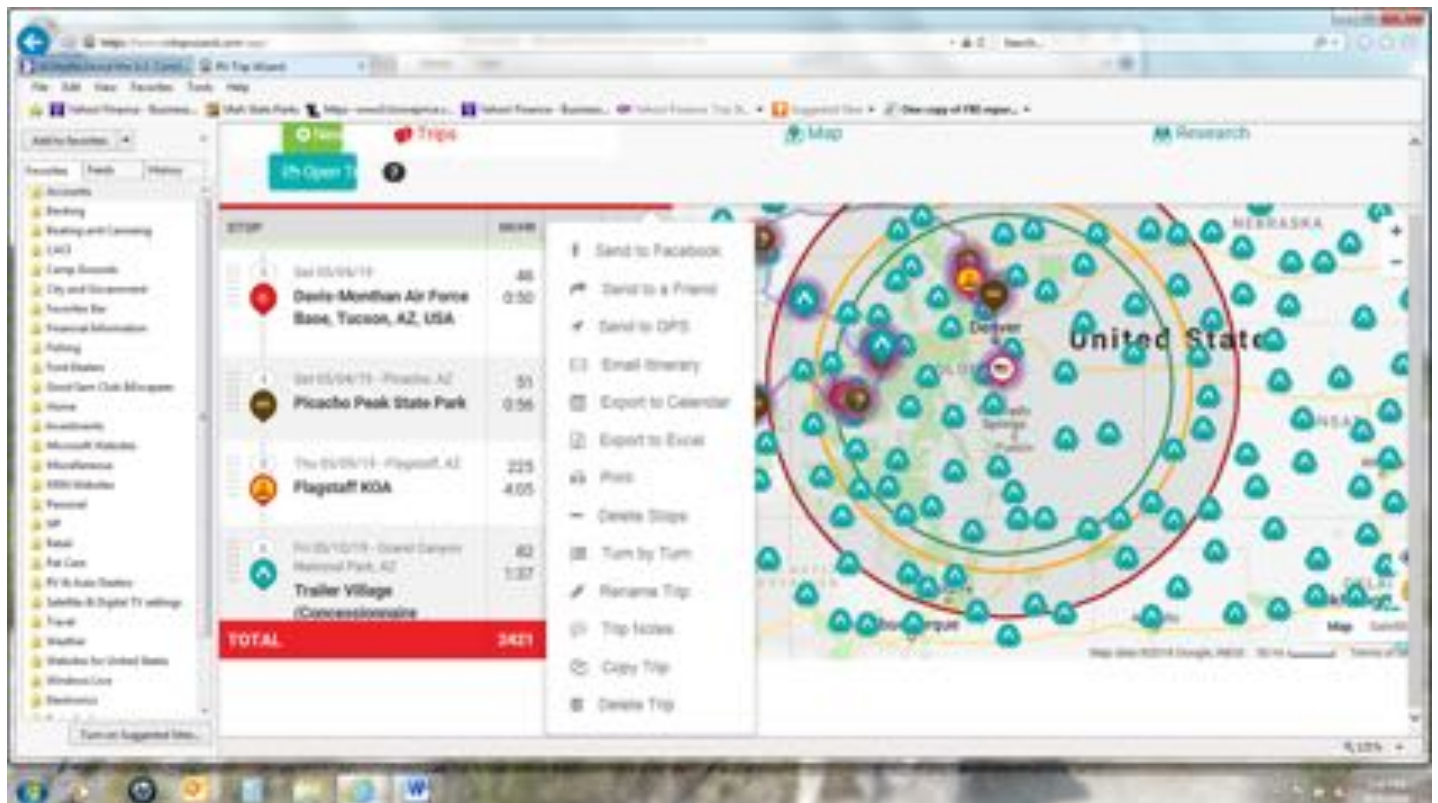
- Accessible from a laptop, tablet, and phone. I have not attempted to use the tool on a phone, but accessing the website from both an HP laptop, Acer laptop and a Samsung tablet works well.
- Trip route and turn-by-turn directions can be printed; sent to a GPS; exported to a calendar; sent to FaceBook or a friend. In addition the collapsed trip detail can be printed (Figure 1).
- I exported the trip stops shown in Figure 1 to Outlook Calendar on my laptops. Exporting to the tablet's calendar required several attempts before information displayed in that particular calendar; however, the problem may have been user error. Figure 2 shows an Excel export.
- All-inclusive campgrounds. The mapping tool includes military campgrounds, BLM, Corp of Engineers, city parks, parks in Canada and Mexico and other hard to find places. I belong to Thousand Trails Network and those are also included. RVWizard is the first mapping tool I have found that is so inclusive. Also, everything you may want to know about a campground is contained within RV Wizard, including user reviews. The selected campground's web site can also be accessed within RV Wizard.
- Overpass clearances are displayed on the map. However, routing preferences related to RV height seemed to be ignored when creating a travel route.

Cautionary Tales (continued)

- Trip Preferences: Daily driving radiuses are user defined. A user can enter hours per day or mileage per day and the driving radius will be displayed (3 colored rings), shown in Figure 1. I defined the inner radius (Blue) at 180 miles; the middle radius (yellow) at 200 miles; the outer (red) at 250 miles. A quick glance discerns the approximate distance from the last stop to the next.
- Trip builds: Trip builds are straight forward and easy.
- Collapsed trip detail includes each stop, mileage to; arrival and departure; reservation; phone number, coordinates (Figure 2).
- Routing information includes, but is not limited to, Walmart, Pilot/Flying J locations.

The full blown version of RVWizard costs \$39.95 for a one year subscription. The company specifically states on their web site that they do not use automatic renewal; a big plus in my book. I have used the tool for about six months now and am satisfied with the functionality.

Figure 1



Cautionary Tales (continued)

Figure 2

Camp Name	Miles	Alt	Arrived	Left	Depart	Exit/Road Location	Phone	Latitude	Longitude	
Volunteer Park Travel Campsite (Military Family Camp)	0		Mon, 4/26/10	0	Mon, 4/26/10	000	SR 210, 2nd White Sands Military Range Rd, White Sands Military Range, NM, 88502	(575) 476-2700	32.36764	-106.67932
Features: Pets Allowed, Family Friendly, Playground, Camp Store, Recreation Trails, Biking							http://www.military.com/white-sands/white-sands-military-range			
Cantonment Lawrence State Park	275.27		Mon, 4/26/10	0	Sat, 5/1/10	000	2985 S Hwy 96, Benson, AZ, 85602	(520) 589-4200	31.82076	-109.58427
Features: Pets Allowed, Family Friendly, Cafe / Snack Bar, Group Camping, Recreation Trails							http://www.azstateparks.com/locations/cantonment-lawrence			
Davis Mountain Air Force Base, Tucson, AZ, USA	46.58		Sat, 5/1/10	0	Sat, 5/1/10	000	Tucson, AZ 85716, USA			
Pineau Peak State Park	31.95		Sat, 5/1/10	0	Fri, 5/7/10	000	2720 Pineau Peak Rd, Picacho, AZ, 85343	(520) 494-2201	32.82340	-109.43289
Features: Pets Allowed, Family Friendly, Camp Store, Recreation Trails, Horseback							http://www.azstateparks.com/locations/pineau-peak			
Flagstaff KOA	229.02		Fri, 5/1/10	0	Fri, 5/1/10	000	2800 North US Highway 95, Flagstaff, AZ, 86004	(928) 524-9500	35.20960	-109.17022
Features: Pets Allowed, Family Friendly, Playground, Pet Area, (Tent/Camp)							http://flagstaffkoa.com			



Ron Johnson #104509

Editor's Note:

Cautionary Tales includes reports on issues that we as RVers need to be aware of on the road or through RV internet sites. As an RV family, it is our responsibility to pass on information to each other and help us all stay safe on the road. As we publish these in the newsletter, they will also be posted on our web site for future reference. Thanks this month to Ron Johnson for his submission.

RV Service Listings

We are providing chapter members with a list of RV service centers / businesses that we have used that we would recommend. Below is the list we collected so far. If anyone wishes to add to this list, please send to me and I'll repost in the January Newsletter. Please include the vendor's name, address, phone number, and email and website if available. Member contributor's names are in { } in case you need more information. This list will also be posted to our web site.

Note: This list was not sanctioned by Escapees, Inc. or Chapter 29, but merely provided for the assistance of our members while traveling.

- AZ *Unlimited Collision & RV, 8112 North 75th Ave., Peoria, AZ 85345* {Raymond Nuzzolo}
623-979-7565 www.unlimitedcollisionaz.com Attn: Matt Gorges
- FL *Randy's Mobile RV Service, Inc., Howey in The Hills, FL 34737* {Raymond Nuzzolo}
352-324-0288 407-497-7266 (Cell) Attn: Randy
- GA *Maxie Price RV - 4601 Atlanta Hwy, Loganville, GA 30052* {Don Jackson}
770-554-2000 maxiepricerv.com
- NC *Bob's RV Repair , 5929 Old Greenlee Rd., Marion, NC* {Jan Austan}
828-724-4522 or 828-460-7352
bobsrvbodyshop.com
- NC *Shaw RV , 1650 US HWY 1, Youngsville, NC 27596*
919-556-6553 shawrvnc.com
- NC *GGT RV (Golden Gait Trailers), 5051 Davidson Hwy, Concord, NC* {Steve Wood}
28027 704-743-5280 goldengait.com
- NC *Country Roads RV Center- 2609 Enterprise Rd, Lexington, NC 27295* {Steve Wood}
336-775-2100 CountryRoadsRVCenter.com
(Does not service motorhomes (engines) - 5th wheels, travel trailers, and house portion of motorhomes only)
- NC *RV & Camper Refrigeration, Inc., 5808 Stockbridge Drive*
Monroe, NC 28110 704-821-9119
www.rvcrcarolina.com www.coolyourcmper.com
Attn: Sam Obermiller
- NC *Truck Fleet Painting (for body work), 5301 Stowe Lane,* {Steve Wood}
Charlotte, NC 28262 704-455-5315 truckfleetpainting.com
- NC *Snider Fleet Solutions (tire service), 300 E. Meadowview Rd.,* {Steve Wood}
Greensboro, NC 27406 336-275-7188
(Note: this is a national company and more locations can be found
by visiting sniderfleet.com)
- NC *Country Camping Corner, 101 Oak Grove Rd., Kings Mountain, NC* {Craig Rickenbach}
28086 704-734-0595 www.countrycorner.com

Classifieds




This is a new section provided for chapter member's use. If you would like to list something for sale, please provide detailed information, member name and contact, and pictures. Members are asked not to list more than 5 items.

Water Softner



"On The Go" double standard model manual portable water softener. This unit is 9" diameter and 22" tall. It is rated at 16000 grains. It is recharged using plain table salt through a large opening for easy maintenance and minimal storage of regeneration material. \$175.00.

If interested, please contact Steve Wood 336-250-2222 or email at  and I can email you detailed specs. I will be attending our Chapter 29 Spring Rally April 4-7 at Raleigh Oaks RV Resort, Raleigh, NC and SKP ACRE at Pine Mountain, GA, April 25 - May 5 and would be glad to bring this to you at one of those events.

Steve Wood SKP# 113382



Classifieds (continued)

....and a submissions from our Secretary - For Sale (or not) - just for fun and giggles.....

You can buy a home in the scenic Italian town of Sambuca for about \$1—but there's a catch



In some popular U.S. cities, such as San Francisco, the median home value is [well over \\$1 million](#). But in the scenic Italian town of Sambuca, located in western Sicily, you can buy a home for one euro, or about \$1.15.

Residents have fled to larger cities in recent years, and local officials have come up with a plan to sell dozens of homes for virtually nothing in the hope of

repopulating and reviving the rural town. The properties range in size from about 430- to 1,610 square feet, so they're on the small side, but most come with private grotto access.

There is a catch, though: If you purchase one of the houses, you must invest €15,000 (\$17,100 USD) in renovations over the course of three years, since many of the properties were abandoned and are cluttered with broken stones and old furniture. You must also put down a security deposit of €5,000 (\$5,700 USD).

So in actuality you'll need to have more like \$22,801 at the ready. Still, that's not a bad deal. Sambuca, also known as the City of Splendor, was a nominee in 2016 Italy's Most Beautiful Towns contest.

"This fertile patch of land is dubbed the Earthly Paradise. We're located inside a natural reserve, packed with history. Gorgeous beaches, woods and mountains surround us. It's silent and peaceful, an idyllic retreat for a detox stay," Giuseppe Cacioppo, Sambuca's deputy mayor and tourist councilor, [tells CNN](#).

Classifieds (continued)



Walking the streets you'll find a mesh of baroque and Arab architectural styles. Tour guides can lead you through the "sunken city," a labyrinth of underground sandstone passageways. Just watch out for ghosts. It's rumored that spirits of slaughtered Saracen soldiers haunt the caves at night.

There haven't been any official sightings reported yet, CNN notes.

Sambuca is not the first place to try and jolt the local economy by offering housing at bargain-basement prices.

[Detroit, Michigan](#), has tried to fill run-down homes this way. [Gary, Indiana](#), recently introduced its Dollar House Program. Officials there used a lottery system to offer home ownership to those who otherwise wouldn't be able to afford it.

Meanwhile, local communities in [Japan](#) have listed vacant country homes for free. And other Italian towns facing depopulation crises have launched similar initiatives. Last year the Sardinian town of [Ollolai](#) announced a plan to sell 200 homes for €1 each. And in 2017 the town of [Candela](#) in Puglia announced a plan to actually pay people to move there. If you're interested in taking advantage of the offer in Sambuca, you better act fast. "Some 10 houses have already been sold," Cacioppo says. "Dozens of others are available but badly in need of a makeover. We've been contacted by people from Switzerland, France and Spain and are receiving many requests."

Don Smart
SKP #107136



Carolina Rovers - Upcoming Events (continued)

2019 Spring Rally - Chapter 29

When: April 4-7, 2019

Where: Raleigh Oaks RV Resort
527 Highway 701 South
Raleigh, NC 27524

Rally Hosts: Mike & Lorraine Tasto
████████████████████
Craig & Marie Rickenbach
████████████████████

Rally Fee: TBD

Campground Fee: Deposit \$50.00; early/late rate \$45.00 per night

Name of Group When Making Reservation: Carolina Rovers - Escapees Chapter 29

Phone: 919-934-3181
www.raleighoaksvresort.com



Disclaimer - Although not expected, campground rates are subject to change.

2019 Fall Rally - Chapter 29

When: October 3-6, 2019

Where: Bear Creek RV Park & Campground
81 South Bear Creek Rd.
Asheville, NC 28806

Rally Hosts: Notify any Chapter 29 Officer if you are interested in serving as a Rally Host.

Rally Fee: TBD

Campground Fee: \$45.00; early/late rate, per night

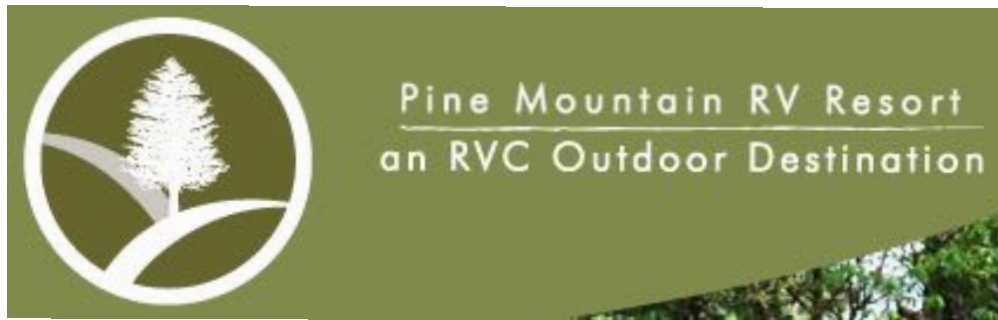
Name of Group When Making Reservation: Carolina Rovers Rally

Phone: 828-253-0798
www.ashevillebearcreek.com



Disclaimer - Although not expected, campground rates are subject to change.

SKP ACRE 2019



When: **Boot Camp: April 26-28, 2019**
 Rally: April 29 - May 5, 2019

Where: **Pine Mountain RV Resort**
 8804 Hamilton Road
 Pine Mountain, GA 31822

Rally Fee: **\$65.00 per person**
 (includes seminars, catered meals & entertainment)

Campground Fee: **\$44.00 per night**

Name of Group **Escapees SKP ACRE**
When Making
Reservation:

Website: **skpacre.com**

Phone: **706-663-4329**

SKP ACRE is the Escapees RV Club All Chapters Rally East which was created to provide a regional rally for campers returning from the winter in the southern states and campers wanting to get their RVs out of winter storage and begin a camping season. ACRE is run by volunteers whose simple goal is to provide a low cost, enjoyable rally.

Please call Pine Mountain RV Resort today for reservations and specify that it is for "SKP ACRE". More details will be posted on our website and online registration will begin in January, 2019.